

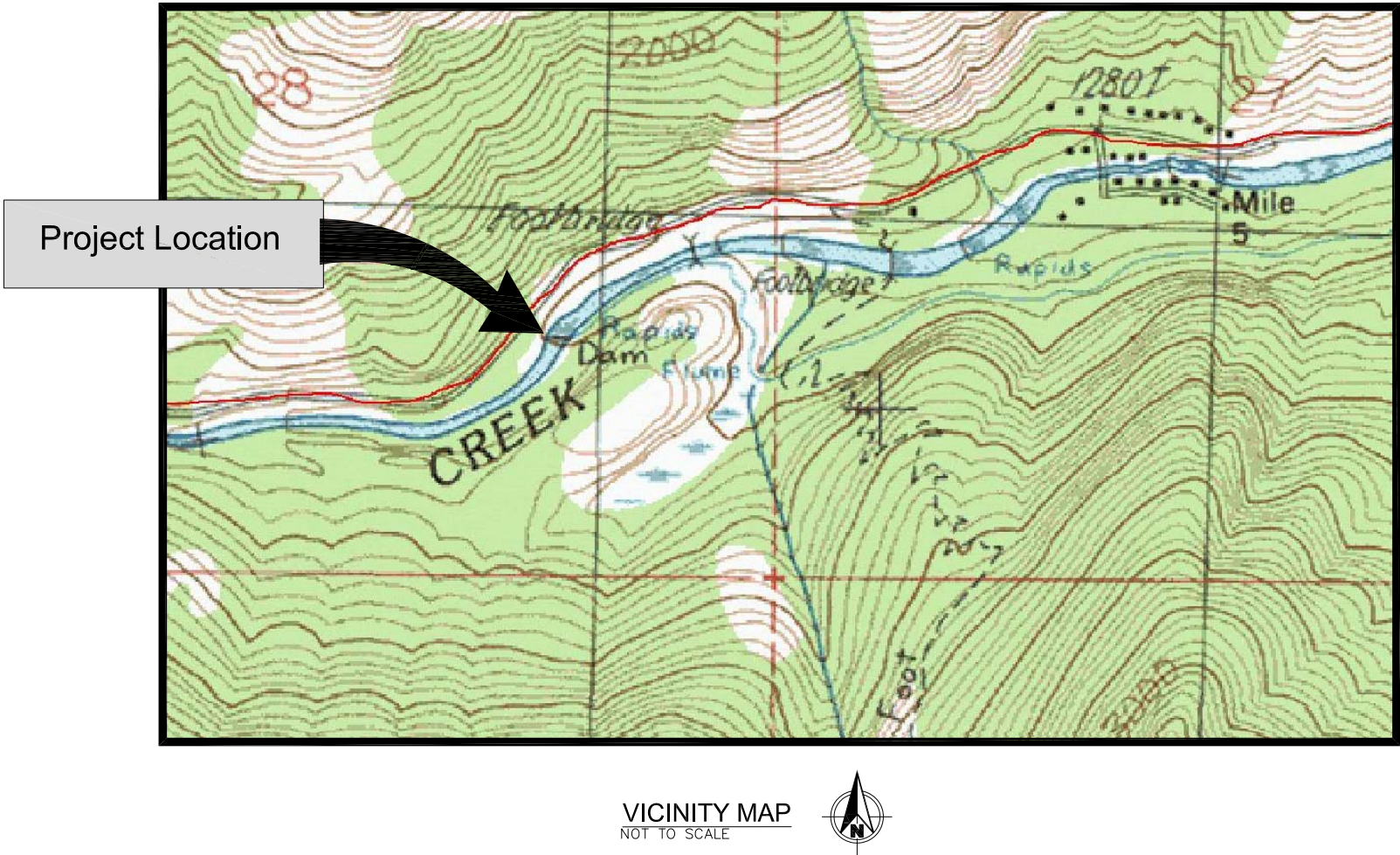
Preliminary Design Documents

Icicle Creek - Diversion Dam Pool and Chute Fishway

Project Number 13-1342

DRAWING INDEX:

- 1. Cover Sheet
- 2. Site Plan (Aerial Photo)
- 3. Site Plan (1" = 20')
- 4. Profile and Sections



Example of Pool and Chute Fishway
on Yakima River



Icicle Creek Diversion Dam Pool and Chute Fishway

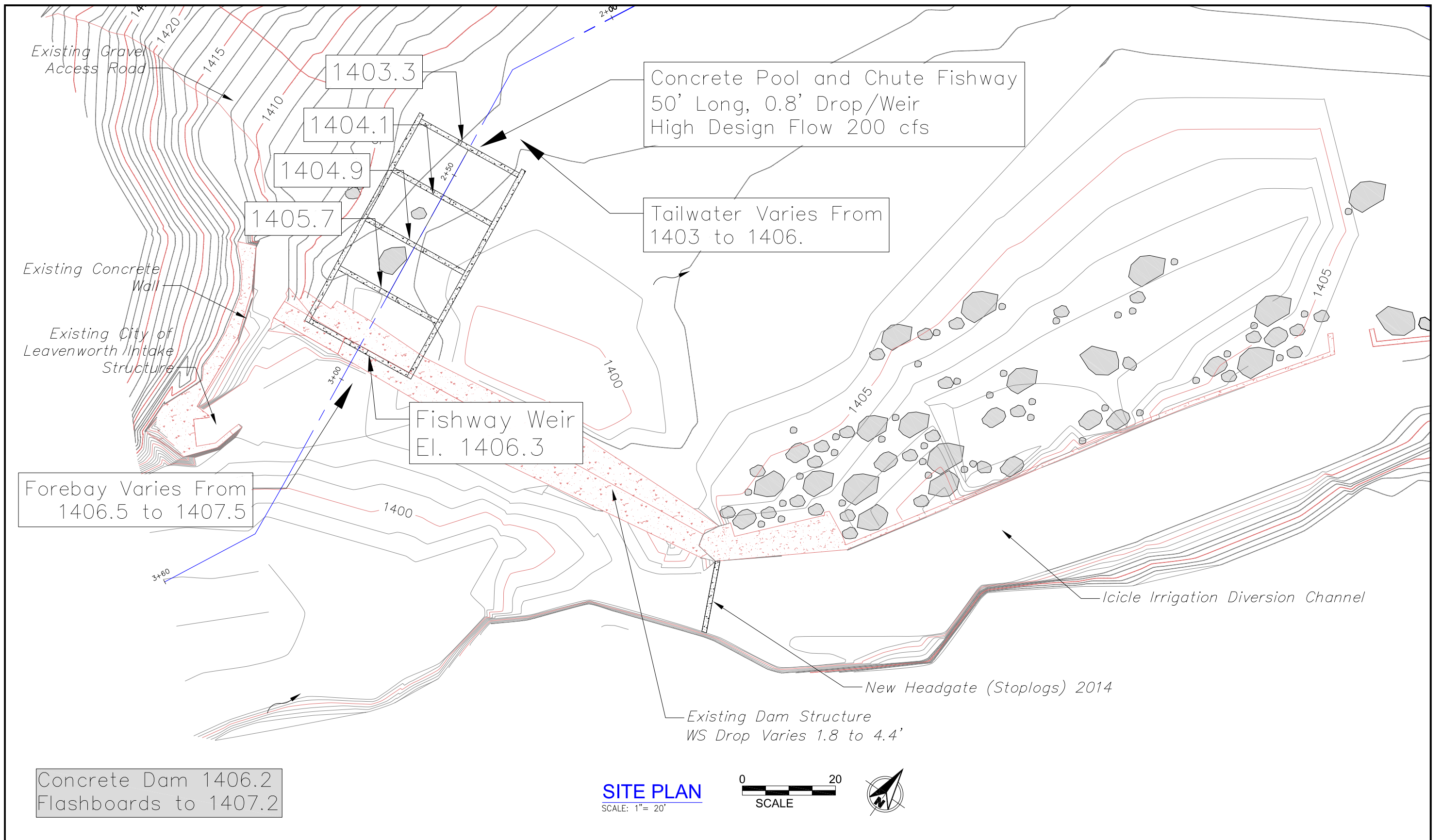
REV	DATE	BY	APP'D	DESCRIPTION
SCALE VERIFICATION				IF NOT ONE INCH ON THIS SHEET, ADJUST SCALES ACCORDINGLY.
BAR IS ONE INCH ON ORIGINAL DRAWING.				0 1"

DESIGN BY: Waterfall Engineering
DRAWN BY: RiverSide Drafting and Design
DATE: 10/2/15

Cover Sheet

1 SHEET
4 OF





Icicle Creek Diversion Dam Pool and Chute Fishway

REV	DATE	BY	APP'D	DESCRIPTION
SCALE VERIFICATION				IF NOT ONE INCH ON THIS SHEET, ADJUST SCALES ACCORDINGLY.
BAR IS ONE INCH ON ORIGINAL DRAWING.				0 1"

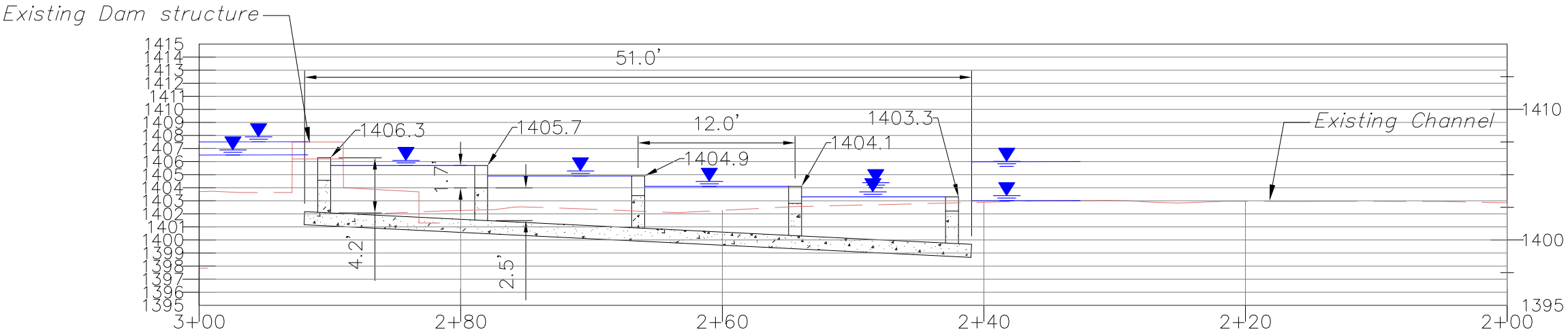
DESIGN BY:
Waterfall Engineering

DRAWN BY:
RiverSide Drafting and Design

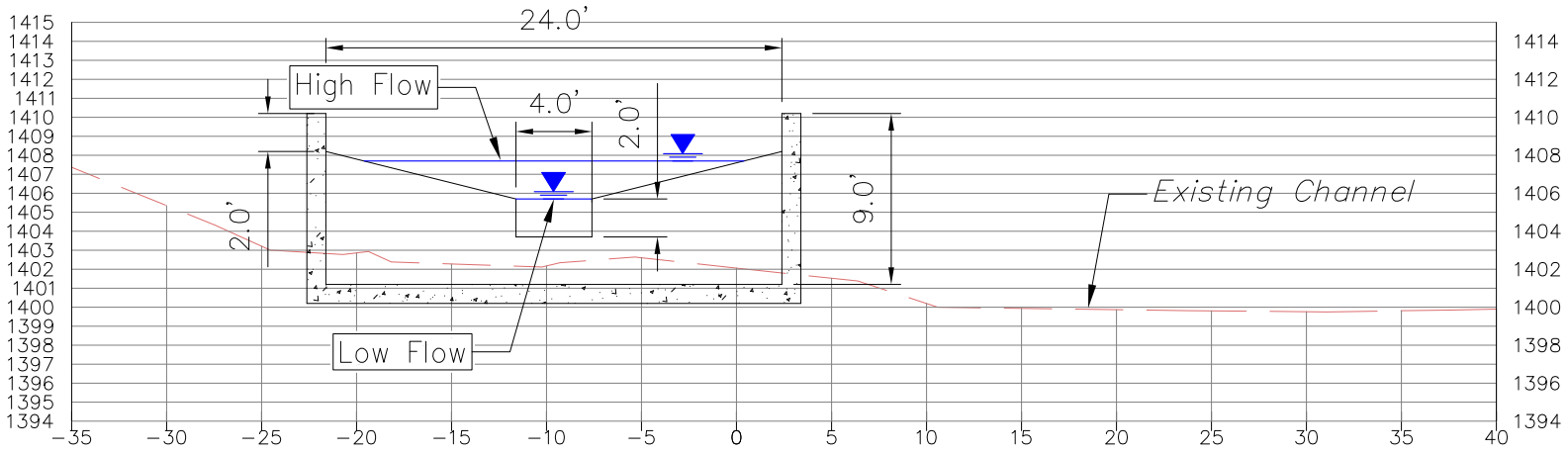
DATE:
10/2/15

Site Plan

3 **4**
SHEET OF



Channel Profile
SCALE: 1"= 10'



Channel Section A (View Downstream)
SCALE: 1"=30'



Icicle Creek Diversion Dam Pool and Chute Fishway

REV	DATE	BY	APP'D	DESCRIPTION
SCALE VERIFICATION				IF NOT ONE INCH ON THIS SHEET, ADJUST SCALES ACCORDINGLY.
BAR IS ONE INCH ON ORIGINAL DRAWING.				0 1"

Waterfall Engineering

DRAWN BY:
RiverSide Drafting and Design

DATE:
10/2/15

Profile and Section

Estimate By: Waterfall Engineering
Design Level: 70%

Proposed Correction: Construct a Pool and Chute Concrete Fishway by Removing a section of the dam.

Description	Unit	Calc Quantity	Mult	Cost	Amount	Sub Total	Notes
Mobilize	L.S.	1		\$20,000.00	\$20,000		
Access	L.S.	1		\$8,000.00	\$8,000		
Stream Bypass	L.S.	1		\$6,000.00	\$6,000		
Dewater (Pumps, Etc)	L.S.	1		\$6,000.00	\$6,000		
Fish Removal	L.S.	1		\$1,200.00	\$1,200		
Excavation, Rock	C.Y.	220	1.2	\$35.00	\$9,240		Dispose Along Stream Banks
Steel Plates	L.S.	1		\$10,000.00	\$10,000		Tops of Weirs
Concrete Walls and Weirs	C.Y.	125	1.1	\$1,200.00	\$165,000		
Excavation Disposal	C.Y.	220	1.2	\$12.00	\$3,168		
Partial Dam Removal	L.S.	1		\$15,000.00	\$15,000		
CONSTRUCTION SUB TOTAL						\$243,608	
Contingencies	15%					\$36,541	
Sales Tax	8.0%					\$22,412	
CONSTRUCTION TOTAL						\$302,561	

Opinions of Probable Construction Cost

In providing opinions of probable construction cost, the Client understands that the Consultant (Waterfall Engineering, L.L.C.) has no control over the cost or availability of labor, equipment or materials, or over market condition or the Contractor's method of pricing, and the consultant's opinions of probable construction costs are made on the basis of the Consultant's professional judgment and experience. The Consultant makes no warranty, express or implied that the bids or the negotiated cost of the Work will not vary from the Consultant's opinion of probable construction cost.